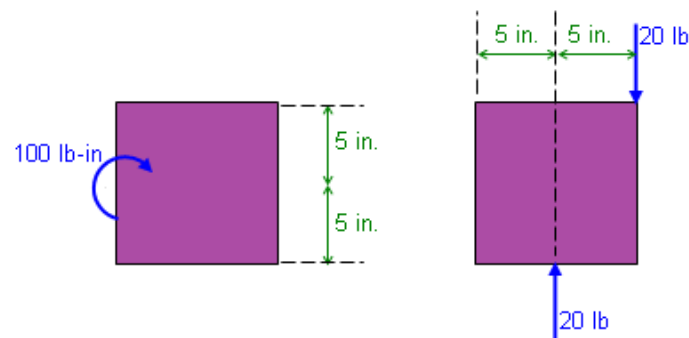


Did I get this



Can the couple on the left be produced with the loading on the right?

hint

no - the force times the perpendicular distance is incorrect ▼

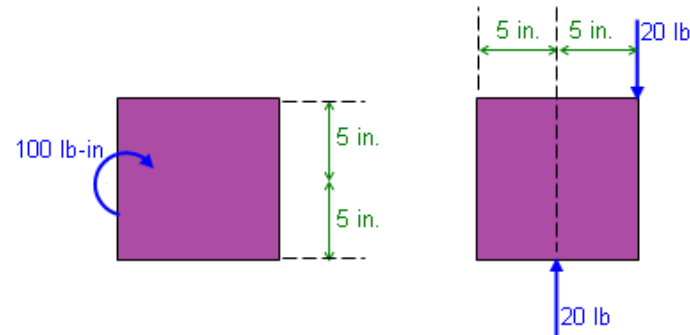


Reset Activity

Did I get this

Summary
900/1500

60%



Can the couple on the left be produced with the loading on the right?

no - the force times the perpendicular distance is not correct

hint

Predicted Error

Problem: u1_m1_boxplot2_tutor



First Try Correct

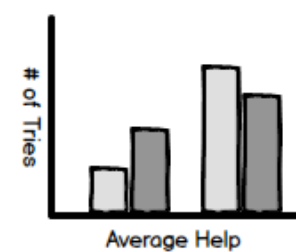


Eventually Correct



Student Response

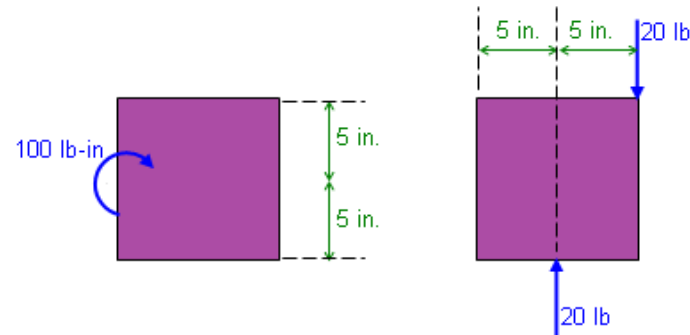
A: 5
B: 25
C: 20
D: 0



Did I get this

Summary
900/1500

60%



Can the couple on the left be produced with the loading on the right?

hint

no - the force times the perpendicular distance is not correct

Predicted Error

Problem: u1_m1_boxplot2_tutor



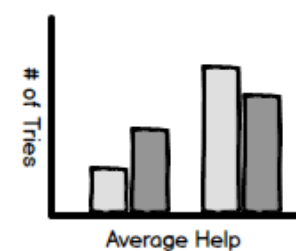
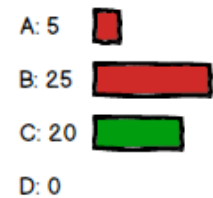
First Try Correct



Eventually Correct



Student Response



Source

Path: x-oli-workbook_page/_u2_m06_couples02.xml

Close Source

<formula style="block">

<m:math overflow="scroll">

<m:mrow>

<m:mi mathvariant="sans-serif">CM</m:mi>

<m:mo>=</m:mo>

<m:mrow>

<m:mo> Σ </m:mo>

<m:mrow>

<m:msub>

<m:mi mathvariant="sans-serif">F</m:mi>

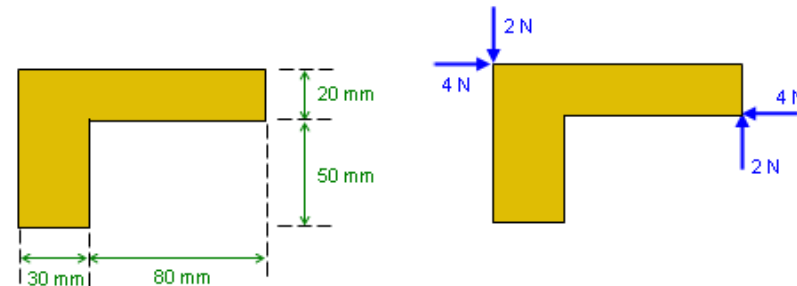
<m:mi mathvariant="sans-serif">i</m:mi>

</m:msub>

Did I get this



The object with dimensions shown on the left rests on a table, and forces are applied as shown on the right. Indicate if the loading on the object is equivalent to a couple, and, if so, determine the magnitude (in N-mm) and the sense of the couple.



Is the loading on the object equivalent to a couple? ☐ ☐

hint


If yes, then what is the magnitude and direction of the couple?

Magnitude:

hint

Direction:

hint



Reset Activity

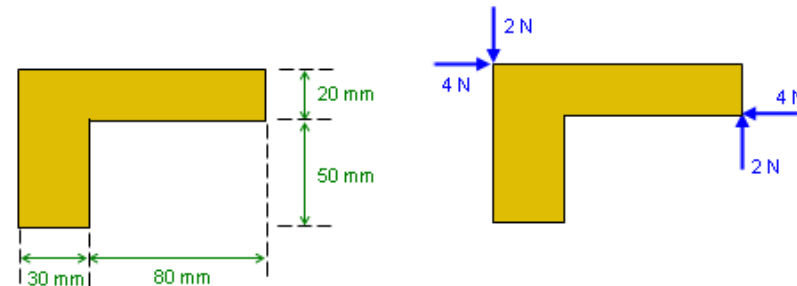
Did I get this



Summary
900/1500

60%

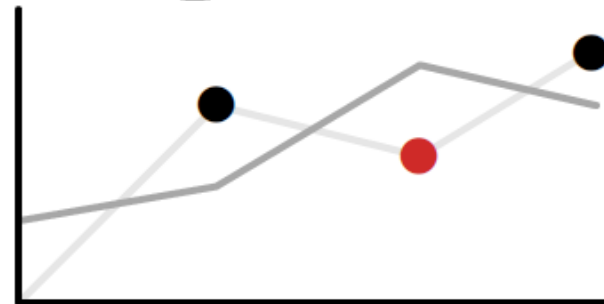
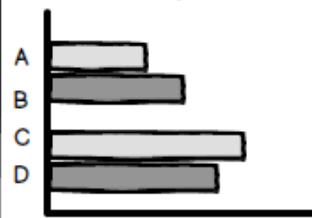
The object with dimensions shown on the left rests on a table, and forces are applied as shown on the right. Indicate if the loading on the object is equivalent to a couple, and, if so, determine the magnitude (in N) and the sense of the couple.



Is the loading on the object equivalent to a couple? ☐ ☐

hint

Student Response



74% Correct

If yes, then what is the magnitude and direction of the couple?

Magnitude:



hint